





District Health Assessment for Multiple District 354 through February 2025

		Clubs							Membership							Member Strength		Cancellation		Reports			Finance	Leadership			
District Name	Status/ Number of Months in Status *	Active Clubs	Clubs in Status Quo	Total Clubs	% Status Quo Clubs in Financial Suspension	New Clubs	Cancelled Clubs	YTD Net Club Gain/Loss	Current Members In Active Clubs	Current Members In Status Quo Clubs	Current Total Members Count	YTD Add	YTD Drop	YTD NetGrowth (includes Active and Status Quo)	YTD NetGrowth% (includes Active and Status Quo)	Member Count 12 Months Ago	Average Member Count Per Club	% of Clubs with less than 20 members	Average Cancelled Club Age	Members Lost Due to Cancelled Clubs	% of Clubs Reporting Service	% No MMR in 3 Months	% No Officer Report in 12 months	% of Clubs with balance 90+ days	Number of Zone Chairs Recorded	Number of Region Chairs Recorded	District Officers Vacancies **
354 A		77	1	78	100%	4	1	3	2050	10	2060	323	174	149	7.80%	0	27	35%	3	7	74%	29%	5%	10%	20	11	GLT,GMT,GST
354 B		154	0	154	0%	1	1	0	5552	0	5552	517	574	-57	-1.02%	0	36	13%	14	20	0%	36%	5%	3%	28	13	
354 C		83	0	83	0%	2	0	2	1694	0	1694	403	199	204	13.69%	0	20	49%	0	0	0%	47%	87%	13%	0	0	1st VDG,2nd VDG,GLT,GMT ,GST
354 D		209	0	209	0%	4	0	4	6742	0	6742	786	453	333	5.20%	0	32	22%	0	0	0%	55%	10%	3%	0	0	GLT,GMT,GST
354 E		101	0	101	0%	0	3	-3	3278	0	3278	328	392	-64	-1.92%	0	32	17%	31	57	0%	39%	4%	2%	0	0	GLT,GMT,GST
354 F		74	1	75	100%	3	0	3	1928	13	1941	437	302	135	7.48%	0	26	28%	0	0	0%	37%	59%	7%	0	0	GLT,GMT,GST
354 G		54	0	54	0%	1	0	1	2615	0	2615	246	135	111	4.43%	0	48	4%	0	0	0%	37%	0%	0%	15	5	GLT,GMT,GST
354 H		56	1	57	100%	4	1	3	1710	16	1726	283	194	89	5.44%	0	31	11%	4	18	91%	26%	0%	4%	22	0	GLT,GMT,GST
		808	3	811	100%	19	6	13	25569	39	25608	3323	2423	900	3.64%	0	32	22%	19	102	14%	41%	19%	5%	85	29	




District Health Assessment for Multiple District 355 through February 2025

		Clubs							Membership							Member Strength		Cancellation		Reports			Finance	Leadership			
District Name	Status/ Number of Months in Status *	Active Clubs	Clubs in Status Quo	Total Clubs	% Status Quo Clubs in Financial Suspension	New Clubs	Cancelled Clubs	YTD Net Club Gain/Loss	Current Members In Active Clubs	Current Members In Status Quo Clubs	Current Total Members Count	YTD Add	YTD Drop	YTD NetGrowth (includes Active and Status Quo)	YTD NetGrowth% (includes Active and Status Quo)	Member Count 12 Months Ago	Average Member Count Per Club	% of Clubs with less than 20 members	Average Cancelled Club Age	Members Lost Due to Cancelled Clubs	% of Clubs Reporting Service	% No MMR in 3 Months	% No Officer Report in 12 months	% of Clubs with balance 90+ days	Number of Zone Chairs Recorded	Number of Region Chairs Recorded	District Officers Vacancies **
355 A		164	0	164	0%	4	1	3	6421	0	6421	698	785	-87	-1.34%	0	39	16%	41	0	0%	24%	4%	0%	92	15	GLT,GMT,GST
355 B1		85	1	86	0%	1	0	1	3495	0	3495	422	234	188	5.68%	0	41	10%	0	0	65%	30%	1%	1%	43	2	2nd VDG,GLT,GMT,GST
355 B2		57	0	57	0%	0	0	0	1921	0	1921	143	75	68	3.67%	0	34	12%	0	0	0%	46%	0%	32%	16	4	1st VDG,2nd VDG,GLT,GMT,GST
355 B3		69	0	69	0%	0	1	-1	2995	0	2995	270	133	137	4.79%	0	43	10%	45	0	77%	29%	3%	0%	14	7	
355 C		103	0	103	0%	0	1	-1	4712	0	4712	482	404	78	1.68%	0	46	5%	7	13	95%	27%	0%	0%	19	9	GLT,GMT,GST
355 D		85	0	85	0%	1	3	-2	2692	0	2692	515	252	263	10.83%	0	32	25%	19	0	0%	15%	1%	0%	0	0	GLT,GMT,GST
355 E		56	0	56	0%	2	1	1	2003	0	2003	240	160	80	4.16%	0	36	14%	0	25	0%	43%	98%	9%	0	0	GLT,GMT,GST
		619	1	620	0%	8	7	1	24239	0	24239	2770	2043	727	3.09%	0	39	13%	21	38	33%	29%	10%	4%	184	37	



District Health Assessment for Multiple District 356 through February 2025

		Clubs							Membership							Member Strength		Cancellation		Reports			Finance	Leadership			
District Name	Status/ Number of Months in Status *	Active Clubs	Clubs in Status Quo	Total Clubs	% Status Quo Clubs in Financial Suspension	New Clubs	Cancelled Clubs	YTD Net Club Gain/Loss	Current Members In Active Clubs	Current Members In Status Quo Clubs	Current Total Members Count	YTD Add	YTD Drop	YTD NetGrowth (includes Active and Status Quo)	YTD NetGrowth% (includes Active and Status Quo)	Member Count 12 Months Ago	Average Member Count Per Club	% of Clubs with less than 20 members	Average Cancelled Club Age	Members Lost Due to Cancelled Clubs	% of Clubs Reporting Service	% No MMR in 3 Months	% No Officer Report in 12 months	% of Clubs with balance 90+ days	Number of Zone Chairs Recorded	Number of Region Chairs Recorded	District Officers Vacancies **
356 A		115	0	115	0%	0	0	0	4373	0	4373	574	402	172	4.09%	0	38	7%	0	0	0%	23%	5%	7%	31	12	GLT,GMT
356 B		73	0	73	0%	0	3	-3	1596	0	1596	190	206	-16	-0.99%	0	22	49%	14	42	1%	47%	4%	5%	25	11	2nd VDG
356 C		106	0	106	0%	2	1	1	4223	0	4223	540	255	285	7.24%	0	40	14%	47	9	0%	46%	6%	3%	0	0	GMT
356 D		102	1	103	100%	1	4	-3	3343	49	3392	261	399	-138	-3.91%	0	33	19%	38	41	30%	34%	0%	8%	25	9	
356 E		103	0	103	0%	1	2	-1	4665	0	4665	400	404	-4	-0.09%	0	45	8%	7	30	1%	24%	2%	2%	27	10	GLT,GMT,GST
356 F		87	1	88	100%	1	2	-1	2904	15	2919	329	322	7	0.24%	0	33	26%	40	38	0%	36%	1%	1%	0	0	GLT,GMT,GST
		586	2	588	100%	5	12	-7	21104	64	21168	2294	1988	306	1.47%	0	36	19%	28	160	6%	34%	3%	4%	108	42	

* - District Status: P - Provisional, T - Transitional.

** - District Officers Vacancies: DG - District Governor, 1st VDG - First Vice District Governor, 2nd VDG - Second Vice District Governor.